

Automotive

**Choose certainty.
Add value.**



Tread Wear & Fuel Consumption Test

Test Results Of Summer Tires 205/55 R16 91V

Tread Wear & Fuel Consumption Test

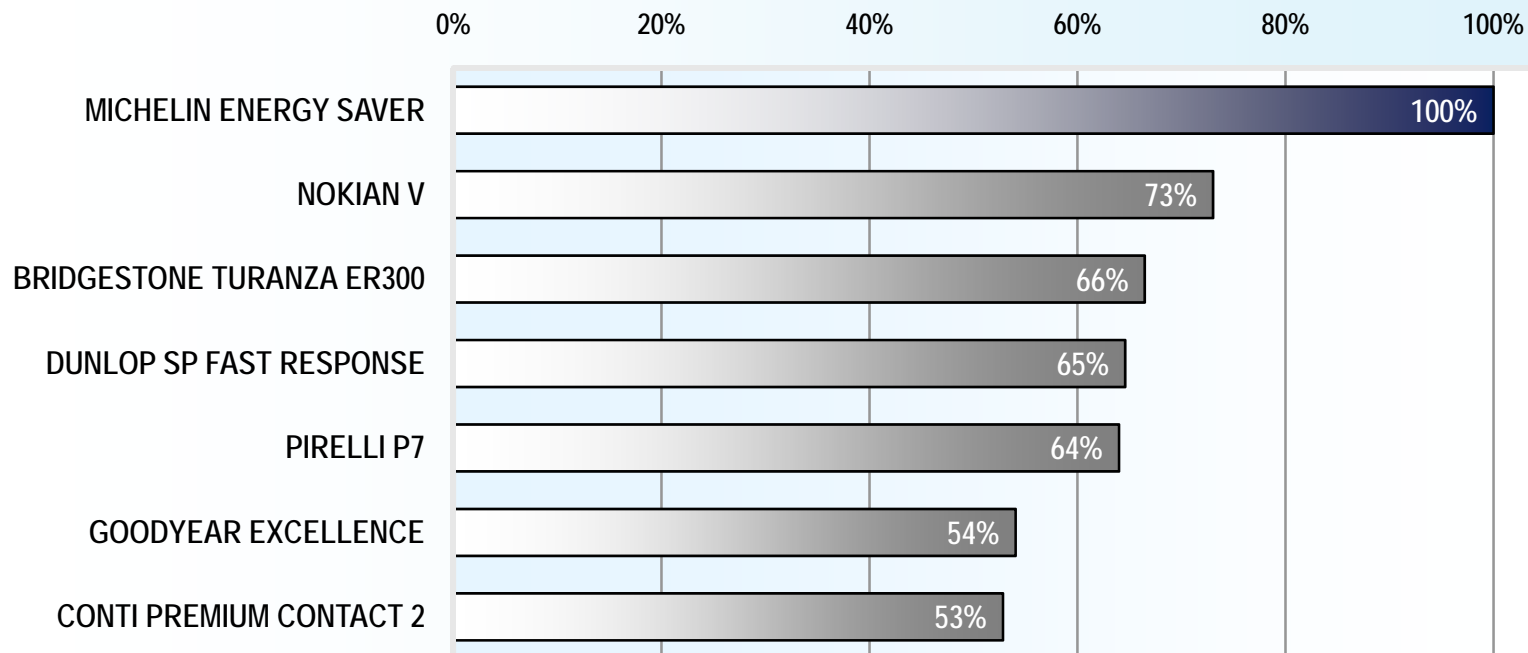


Automotive

Test results

205/55 R16 V: Lifetime

Extrapolation of lifetime (after test mileage of 14 000 km)
based on \emptyset of most worn groove of left and right tire on most worn axle



Tread Wear & Fuel Consumption Test

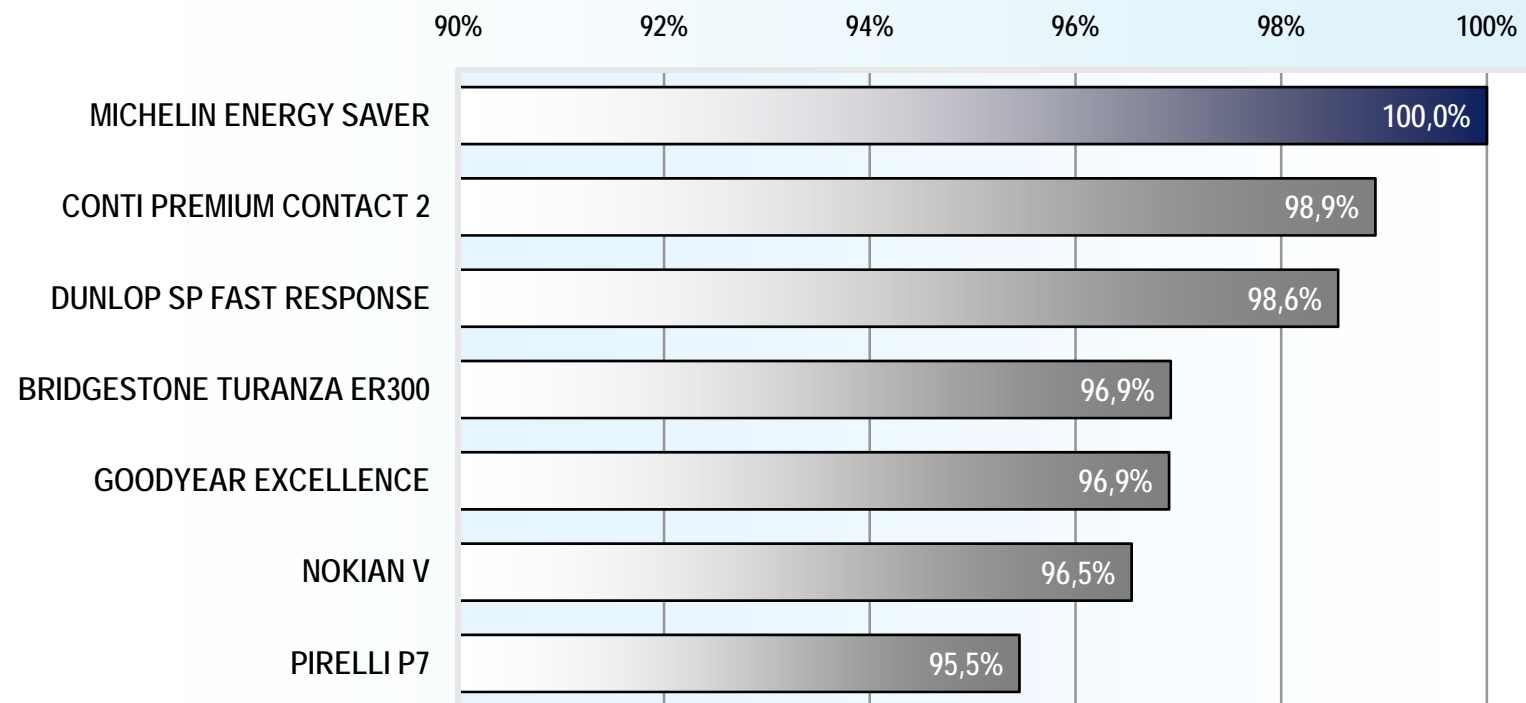


Automotive

Test results

205/55 R16 V: Fuel Economy

FUEL ECONOMY [%]



Tread Wear & Fuel Consumption Test

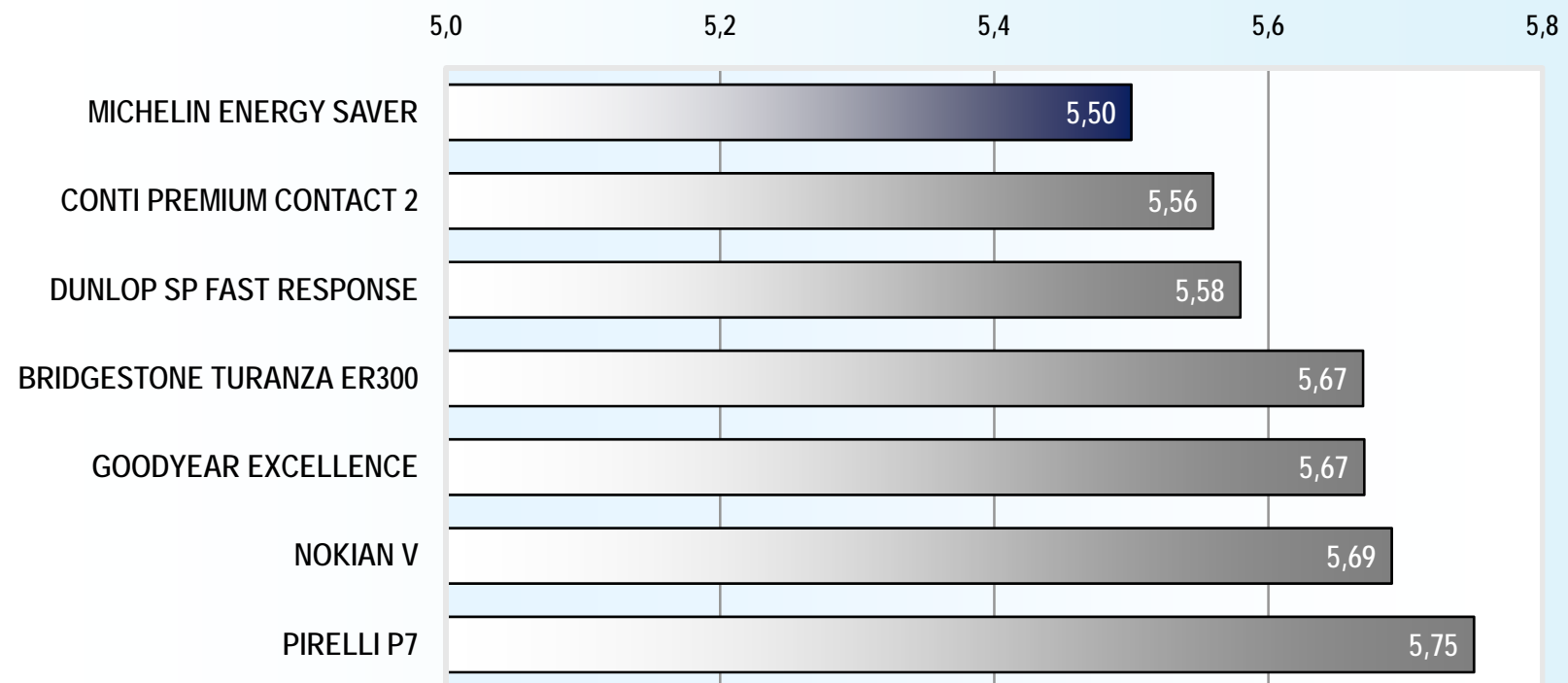


Automotive

Test results

205/55 R16 V: Fuel Consumption

FUEL CONSUMPTION (l/100 km)



Tread Wear & Fuel Consumption Test



Automotive

Test tires

Summer tires 205/55 R 16 V




Bridgestone Turanza ER 300



Continental Premium Contact 2



Dunlop SP Fast Response



Goodyear Excellence



Michelin Energy Saver



Nokian V



Pirelli P7



Test method

Key Points Tread Wear Test / Lifetime

- Results show % evaluation in comparison to the best performance of one tire, the best tire represents 100%
- Relative performance: value below 100 % = worse
Performance compared to the best performance of one brand in the test
- Results of tread wear tests (expected lifetime) are subject to linear extrapolation
- Evaluation based on the front (driven) axle results
- All tires are purchased on the open market by TÜV SÜD

Test vehicles

Skoda Octavia

The on-road tests of tread wear were performed with the test vehicles specified as follows:



Body	5-door saloon	Drive concept	front
Engine type	4 cyl. 1.9 l turbo diesel	Max. Engine torque	250 Nm / 1900 min ⁻¹
Max. Engine power	77 kW at 4000 min ⁻¹	Gearbox	5-speed manual transmission
Max. Speed	192 km/h	Test weight	1500 kg



Test method

Key Points Fuel Consumption Test

- Results show absolute values of fuel consumption / 100 km
- Results are averaged over the complete test mileage of 14 000 km
- Results are based on board computer readings and refueling records